

Candle Activity

hemisfair.org/parkitathome



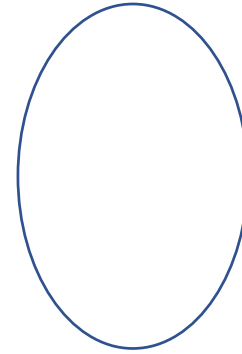
Candle Activity Supplies

- Construction paper in yellow, red, brown black and green.
- Orange tissue paper
- Scissors
- Glue
- Printable poem and shapes



Kwanzaa Poem & Shapes

Twinkle, twinkle Kwanzaa lights,
Fruits of harvest shared these nights.
Twinkle, twinkle Kwanzaa lights,
Lights that teach on happy nights.



Kwanzaa Activity Instructions

Step 1: Cut three rectangles out of black, red and green construction paper.

Step 2: Cut two leaves and one oval out of yellow construction paper. Cut a smaller oval out of orange tissue paper.

Step 3: Cut out your Kwanzaa poem.

Step 4: Assemble your candle as shown and glue the pieces.



Share your candle with us!