


Letter Mat Activity

hemisfair.org/parkitathome

Letter Mat Supplies

- Play-Doh
- Printable



Letter Mat Instructions


Step 1: Print the downloadable on the next four pages on white paper.

Step 2: Laminate your sheets or use a piece of wax paper to cover your letter mats.

Step 3: Using Play-Doh, practice making the shapes of the letters b, u and s to make the word “bus.”



Share your letter mats with us!





B



b



U




u



S



S



BUUS

